



# Game Instructions

## Set-up:

This game board is designed for 2 players. It can also be used for 4 players if they are in teams, each team with 2 players.

Each group will need 1 die and small 'pawns' for each player to move around on the game board. The pawns can be erasers, bingo chips, or anything the teacher desires.

Each group will also need 1 dry-erase marker for them to use when it is their turn to conjugate a verb on the scoresheet. Once the game is over have students clean the scoresheets.

From this PDF you will need to print-out and laminate:

- The game board
- The 'Tableau d'affichage' scoresheets (print double sided)
- The question cards (print double sided, cut-out each card after the whole page has been laminated)
- The rules to play the game

## Game concept:

This game can be used as a way to review conjugations before the end of a unit. It can also be used as a way to have students practice their pronouns and conjugation endings throughout the school year.

Instead of doing repetitive conjugation worksheets, students can play this game and help each other fix their mistakes.

The scoresheet helps the teacher analyze where the students are making mistakes.



# RULES

## 01.

To determine which player gets to go first play a round of rock, paper, scissors. **Each players starts with a 'pawn' on the space 'DÉPART'.**

## 02.

**Player #1** is to roll the die and move their 'pawn' that many spaces on the gameboard. Once **Player#1** is in the correct space, **Player#2** is to pick up a game a card of the same colour as the space and tell **Player#1** the verb on the card for them to conjugate. **Player #1** is to write their answer on the '**Tableau d'affichage**' according to the pronouns on the space they've landed on.

## 03.

Once **Player#1** has finished writing their answer on the '**Tableau d'affichage**' **Player#2** is to show them the correct answer. If **Player#1** has answered correctly, they are to write a check mark beside their sentence. If the answer isn't correct, **Player#1** has to move their 'pawn' 2 spaces back.

## 04.

**Players #1** and **#2** are to switch roles and repeat these steps until one player reaches the end space of the game board, 'FIN'. Once someone reaches the finish line, both students are to show the teacher their '**Tableau d'affichage**' worksheets.

## 05. if you land on...


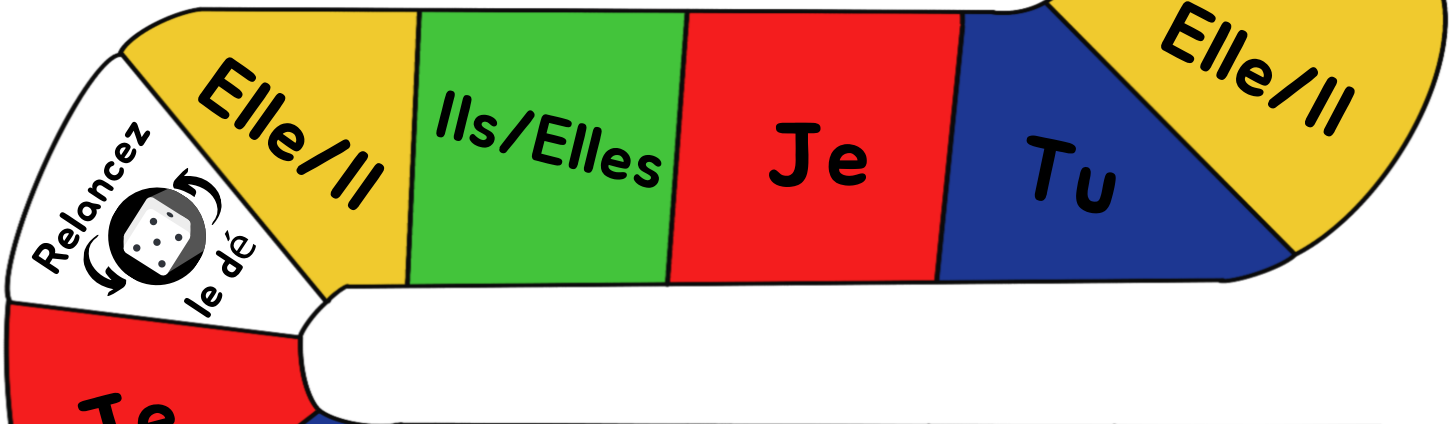
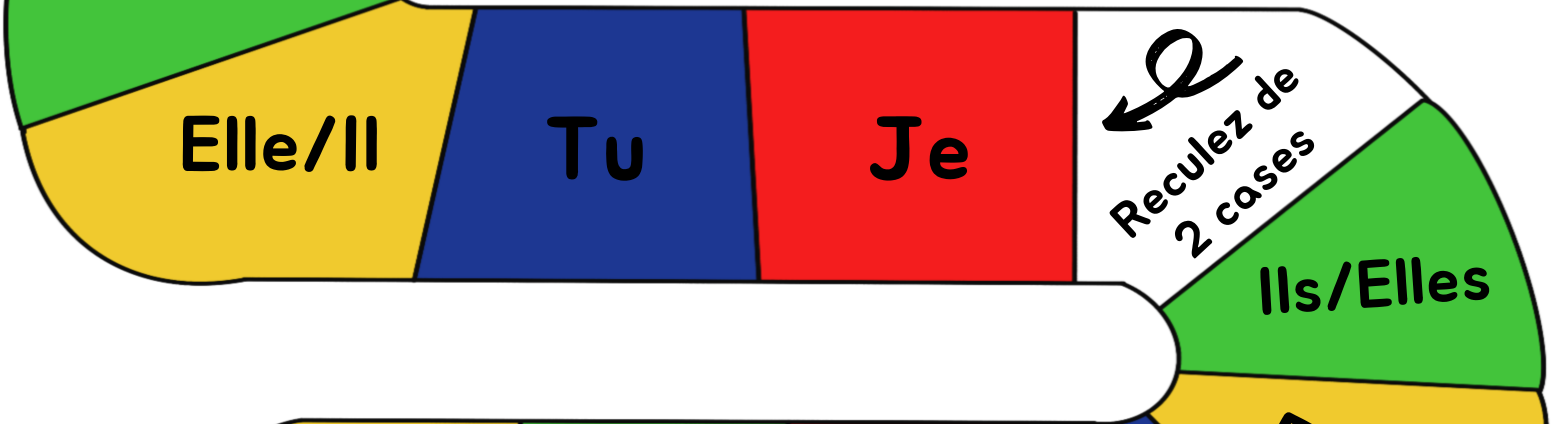
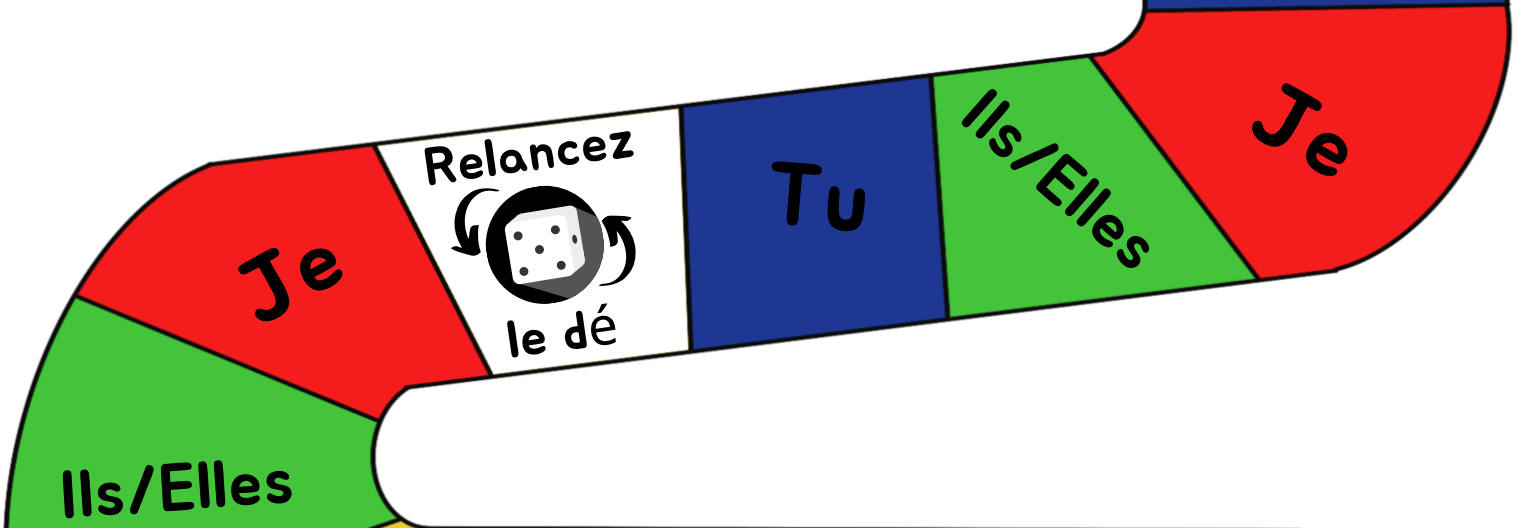
**RELANCEZ LE DÉ:** Throw the die again.

**RECULEZ DE 2 CASES:** Go back 2 spaces.





# -ER VERBS





# Tableau d'affichage



**PHRASE**

**manger**

**Je mange**

**penser**

**Je pense**

**aimer**

**J'aime**

**étudier**

**J'étudie**

**détester**

**Je déteste**

**parler**

**Je parle**








**arriver**

**J'arrive**

**porter**

**Je porte**







manger

Tu manges

penser

Tu penses

aimer

Tu aimes

étudier

Tu étudies

détester

Tu détestes

parler

Tu parles



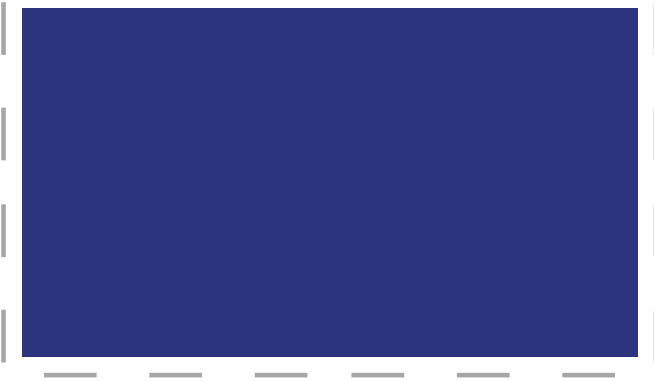

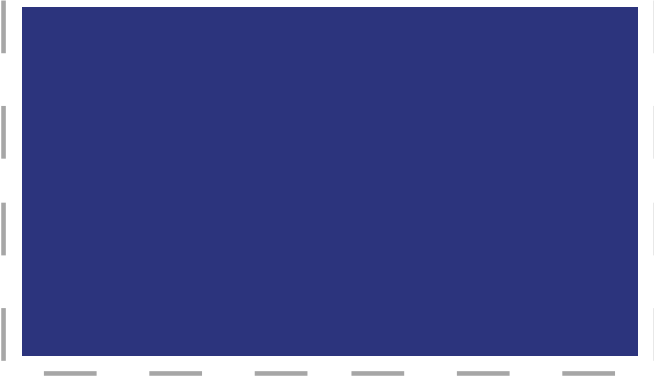
arriver

Tu arrives

porter

Tu portes





**manger**  
Il mange  
Elle mange

**penser**  
Il pense  
Elle pense

**aimer**  
Il aime  
Elle aime

**étudier**  
Il étudie  
Elle étudie



**détester**  
Il déteste  
Elle déteste

**parler**  
Il parle  
Elle parle

**arriver**  
Il arrive  
Elle arrive

**porter**  
Il porte  
Elle porte





manger

Ils mangent  
Elles mangent

penser

Ils pensent  
Elles pensent

aimer

Ils aiment  
Elles aiment

étudier

Ils étudient  
Elles étudient

détester

Ils détestent  
Elles détestent

parler

Ils parlent  
Elles parlent

arriver

Ils arrivent  
Elles arrivent

porter

Ils portent  
Elles portent



