



# Game Instructions

## Set-up:

This game board is designed for 2 players. It can also be used for 4 players if they are in teams, each team with 2 players.

Each group will need 1 die and small 'pawns' for each player to move around on the game board. The pawns can be erasers, bingo chips, or anything the teacher desires.

Each group will also need 1 dry-erase marker for them to use when it is their turn to conjugate a verb on the scoresheet. Once the game is over have students clean the scoresheets.

From this PDF you will need to print-out and laminate:

- The game board
- The 'Tableau d'affichage' scoresheets (print double sided)
- The question cards (print double sided, cut-out each card after the whole page has been laminated)
- The rules to play the game

## Game concept:

This game can be used as a way to review conjugations before the end of a unit. It can also be used as a way to have students practice their pronouns and conjugation endings throughout the school year.

Instead of doing repetitive conjugation worksheets, students can play this game and help each other fix their mistakes.

The scoresheet helps the teacher analyze where the students are making mistakes.



# RULES

## 01.

To determine which player gets to go first play a round of rock, paper, scissors. **Each players starts with a 'pawn' on the space 'DÉPART'.**

## 02.

**Player #1** is to roll the die and move their 'pawn' that many spaces on the gameboard. Once **Player#1** is in the correct space, **Player#2** is to pick up a game a card of the same colour as the space and tell **Player#1** the verb on the card for them to conjugate. **Player #1** is to write their answer on the '**Tableau d'affichage**' according to the pronouns on the space they've landed on.

## 03.

Once **Player#1** has finished writing their answer on the '**Tableau d'affichage**' **Player#2** is to show them the correct answer. If **Player#1** has answered correctly, they are to write a check mark beside their sentence. If the answer isn't correct, **Player#1** has to move their 'pawn' 2 spaces back.

## 04.

**Players #1** and **#2** are to switch roles and repeat these steps until one player reaches the end space of the game board, 'FIN'. Once someone reaches the finish line, both students are to show the teacher their '**Tableau d'affichage**' worksheets.

## 05. if you land on...

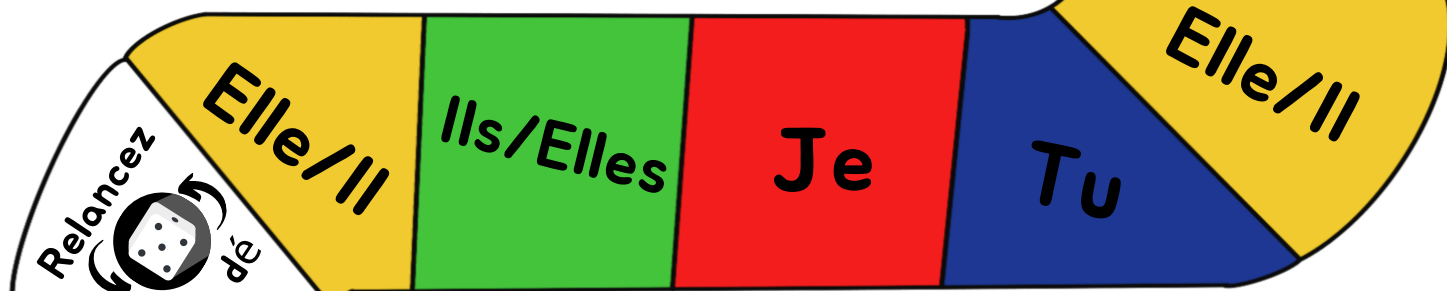
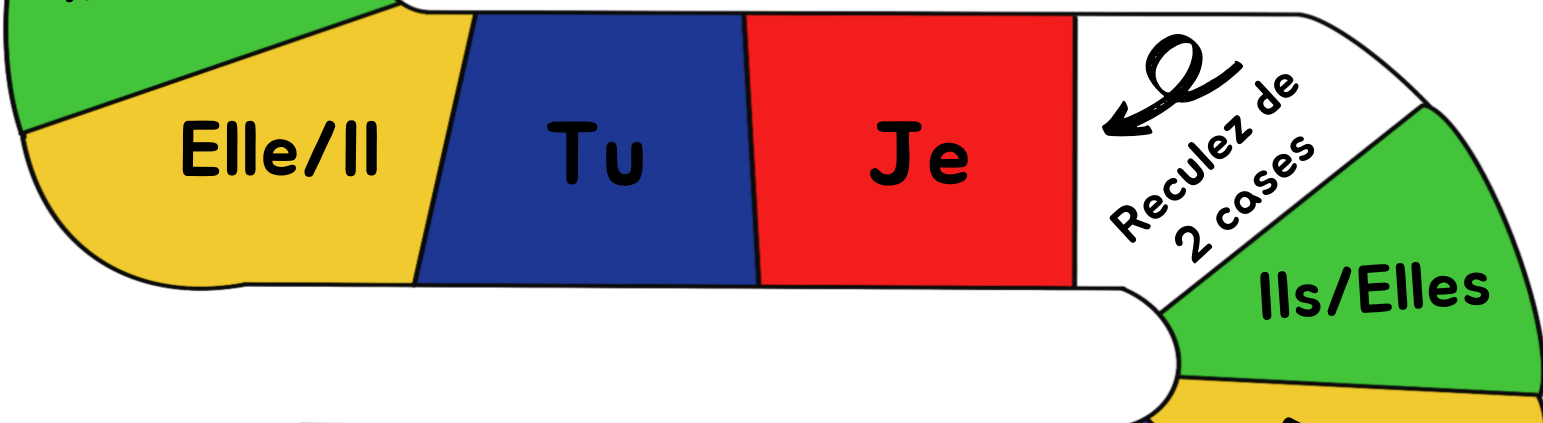
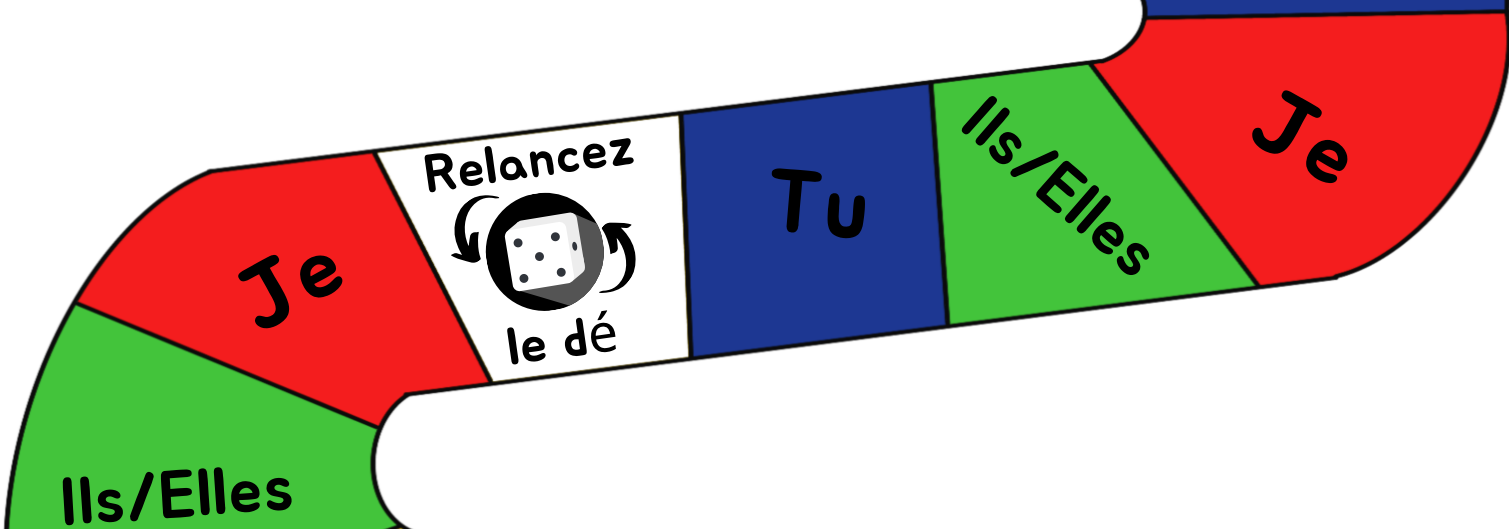
**RELANCEZ LE DÉ:** Throw the die again.

**RECULEZ DE 2 CASES:** Go back 2 spaces.





# -IR VERBS





# Tableau d'affichage



**PHRASE**

**finir**

**Je finis**

**choisir**

**Je choisis**

**avoir**

**J'ai**

**grossir**

**Je grossis**

**réussir**

**Je réussis**

**partir**

**Je pars**






**sortir**

**Je sors**

**mentir**

**Je mens**







finir

Tu finis

choisir

Tu choisis

avoir

Tu as

grossir

Tu grossis

réussir

Tu réussis

partir

Tu pars



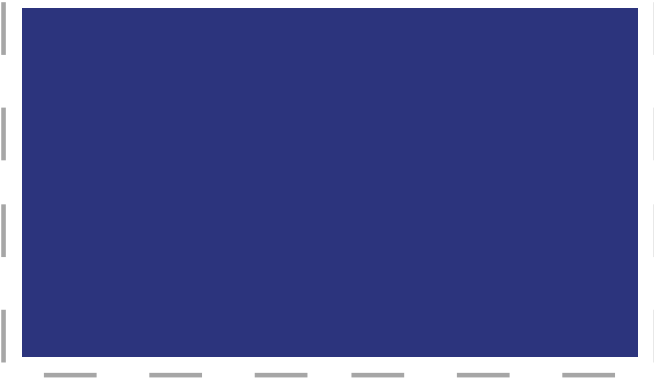

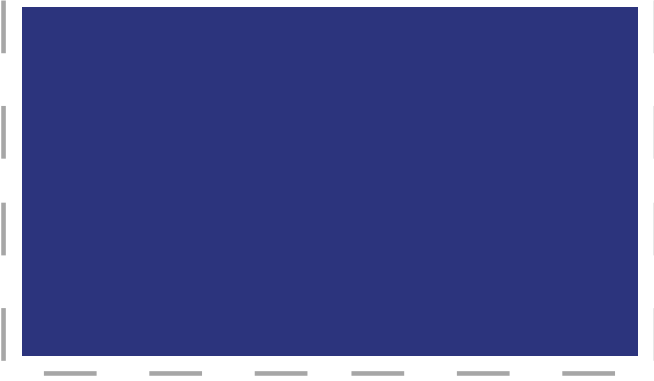
sortir

Tu sors

mentir

Tu mens





**finir**

Il finit  
Elle finit

**choisir**

Il choisit  
Elle choisit

**avoir**

Il a  
Elle a

**grossir**

Il grossit  
Elle grossit

**réussir**

Il réussit  
Elle réussit

**partir**

Il part  
Elle part


**sortir**

Il sort  
Elle sort

**mentir**

Il ment  
Elle ment





finir

Ils finissent  
Elles finissent

choisir

Ils choisissent  
Elles choisissent

avoir

Ils ont  
Elles ont

grossir

Ils grossissent  
Elles grossissent

réussir

Ils réussissent  
Elles réussissent

partir

Ils partent  
Elles partent

sortir

Ils sortent  
Elles sortent

mentir

Ils mentent  
Elles mentent



