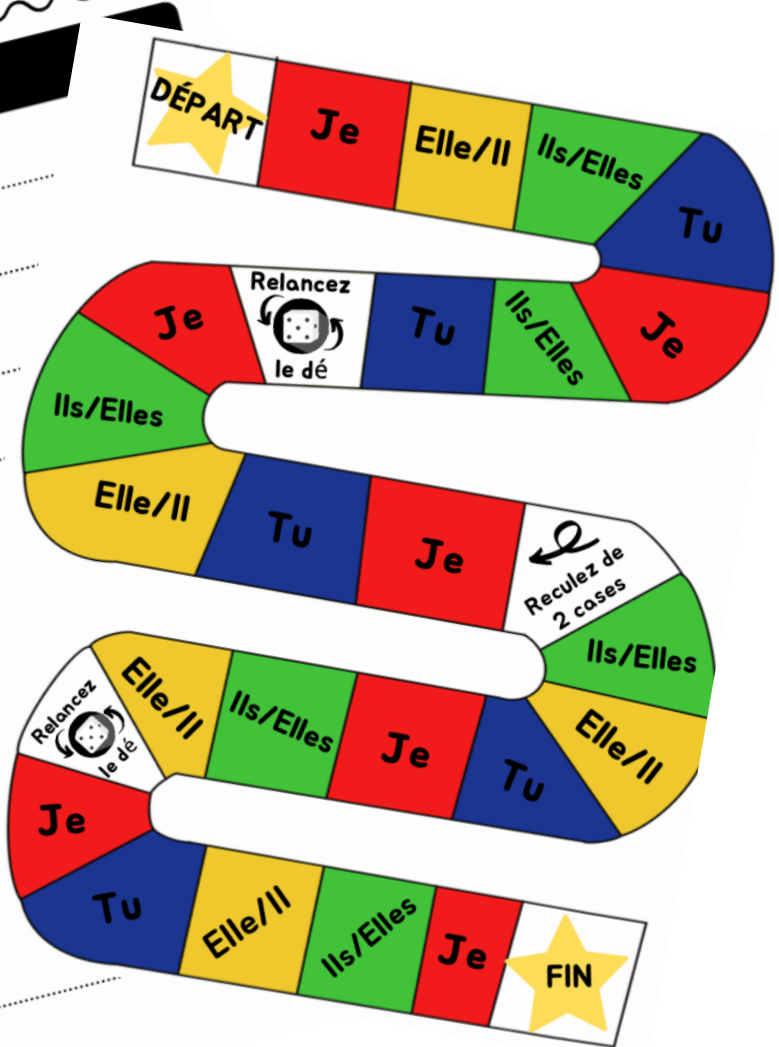


VERB BOARD: -RE GAME

Tableau d'affichage

PHRASE



Game Instructions

Set-up:

This game board is designed for 2 players. It can also be used for 4 players if they are in teams, each team with 2 players.

Each group will need 1 die and small 'pawns' for each player to move around on the game board. The pawns can be erasers, bingo chips, or anything the teacher desires.

Each group will also need 1 dry-erase marker for them to use when it is their turn to conjugate a verb on the scoresheet. Once the game is over have students clean the scoresheets.

From this PDF you will need to print-out and laminate:

- The game board
- The 'Tableau d'affichage' scoresheets (print double sided)
- The question cards (print double sided, cut-out each card after the whole page has been laminated)
- The rules to play the game

Game concept:

This game can be used as a way to review conjugations before the end of a unit. It can also be used as a way to have students practice their pronouns and conjugation endings throughout the school year.

Instead of doing repetitive conjugation worksheets, students can play this game and help each other fix their mistakes.

The scoresheet helps the teacher analyze where the students are making mistakes.



RULES

01.

To determine which player gets to go first play a round of rock, paper, scissors. **Each players starts with a 'pawn' on the space 'DÉPART'.**

02.

Player #1 is to roll the die and move their 'pawn' that many spaces on the gameboard. Once **Player#1** is in the correct space, **Player#2** is to pick up a game a card of the same colour as the space and tell **Player#1** the verb on the card for them to conjugate. **Player #1** is to write their answer on the '**Tableau d'affichage**' according to the pronouns on the space they've landed on.

03.

Once **Player#1** has finished writing their answer on the '**Tableau d'affichage**' **Player#2** is to show them the correct answer. If **Player#1** has answered correctly, they are to write a check mark beside their sentence. If the answer isn't correct, **Player#1** has to move their 'pawn' 2 spaces back.

04.

Players #1 and **#2** are to switch roles and repeat these steps until one player reaches the end space of the game board, 'FIN'. Once someone reaches the finish line, both students are to show the teacher their '**Tableau d'affichage**' worksheets.

05. if you land on...

RELANCEZ LE DÉ: Throw the die again.

RECULEZ DE 2 CASES: Go back 2 spaces.



-RE VERBS

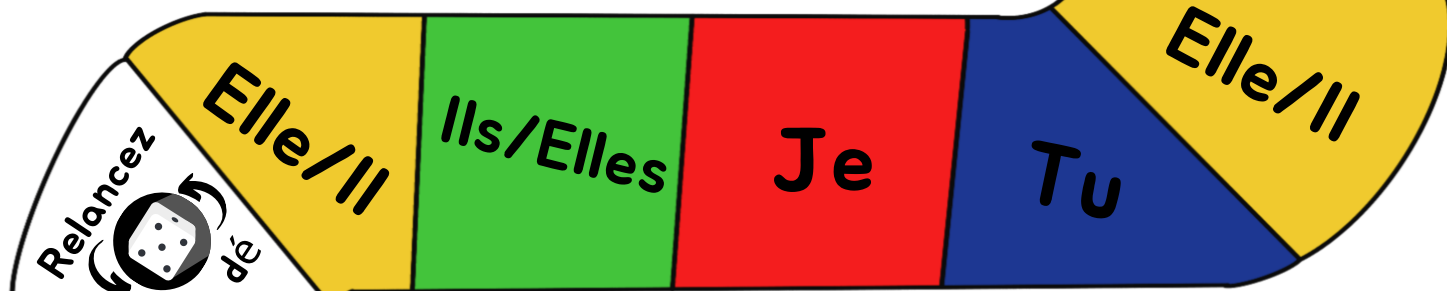
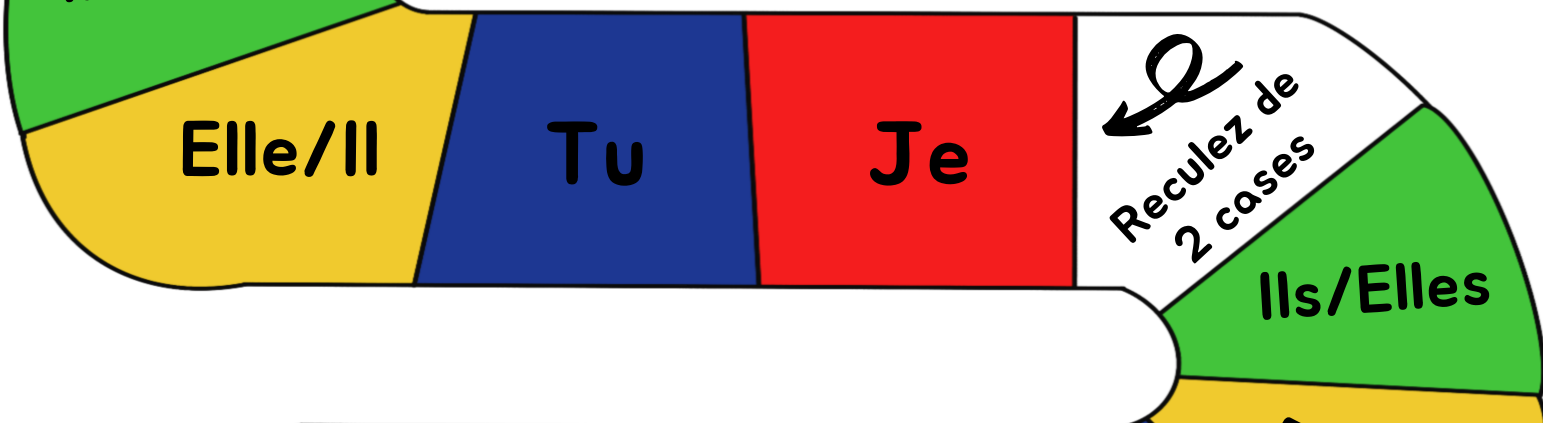
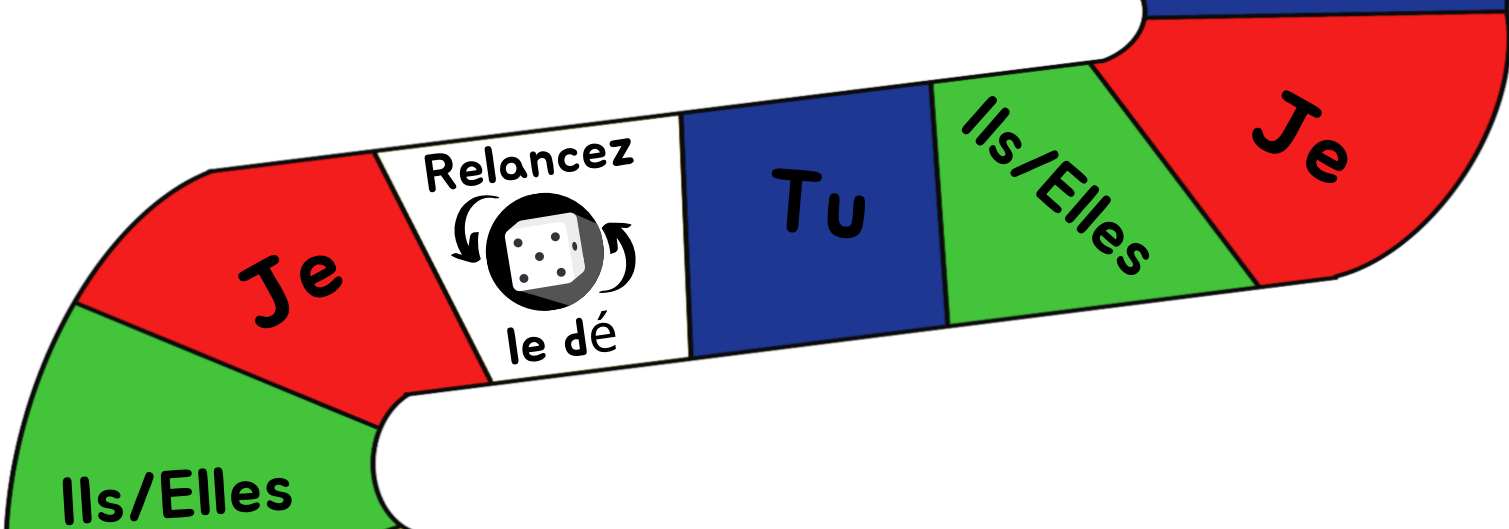


Tableau d'affichage




PHRASE

Tableau d'affichage



PHRASE

	PHRASE

dire

Je dis

faire

Je fais

lire

Je lis

écrire

J'écris

mettre

Je mets

apprendre

J'apprends









être

Je suis

prendre

Je prends





dire

Tu dis

faire

Tu fais

lire

Tu lis

écrire

Tu écris

mettre

Tu mets

apprendre

Tu apprends



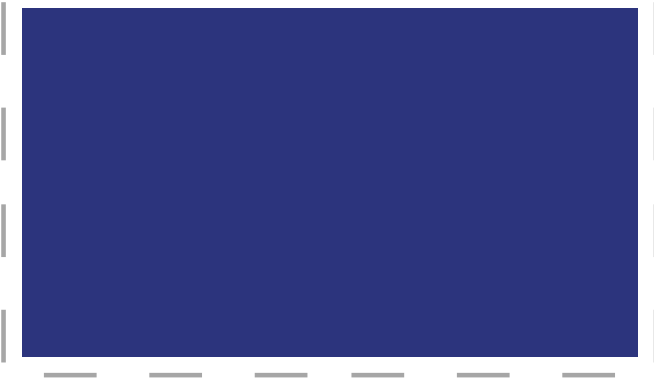

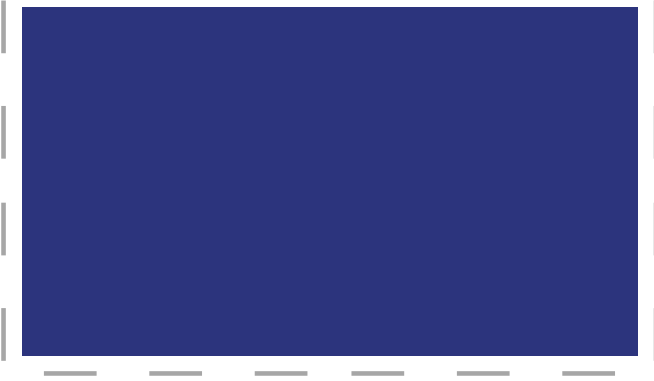
être

Tu es

prendre

Tu prends





dire
Il dit
Elle dit

faire
Il fait
Elle fait

lire
Il lit
Elle lit

écrire
Il écrit
Elle écrit



mettre
Il met
Elle met

apprendre
Il apprend
Elle apprend

être
Il est
Elle est

prendre
Il prend
Elle prend





dire

Ils disent
Elles disent

faire

Ils font
Elles font

lire

Ils lisent
Elles lisent

écrire

Ils écrivent
Elles écrivent

mettre

Ils mettent
Elles mettent

apprendre

Ils apprennent
Elles apprennent

être

Ils sont
Elles sont

mentir

Ils prennent
Elles prennent



